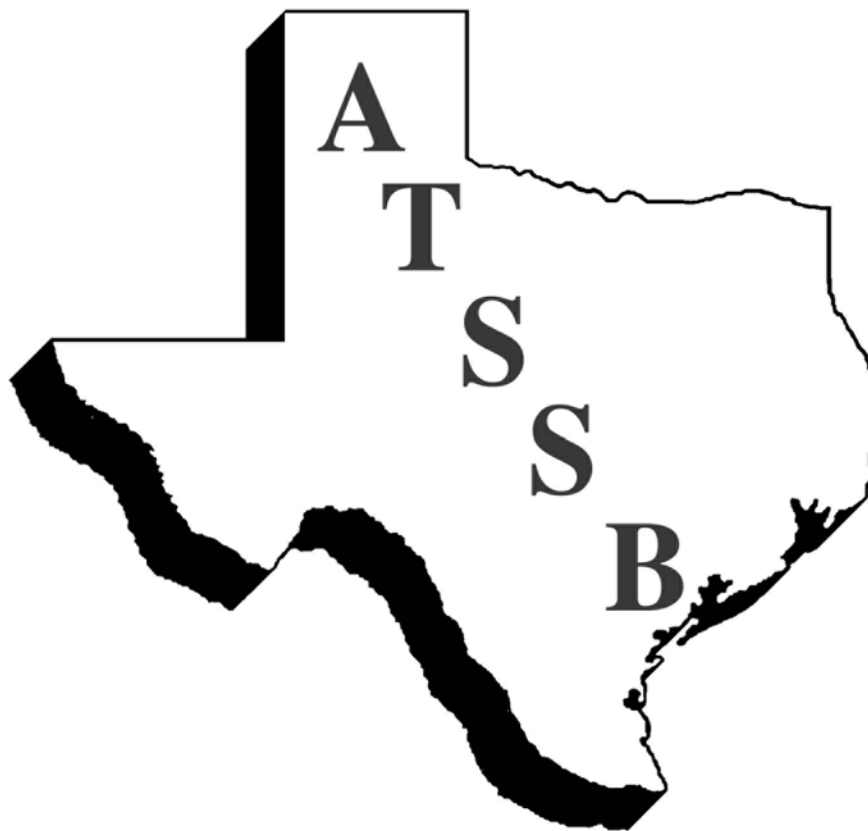


ASSOCIATION OF TEXAS SMALL SCHOOL BANDS



Suggested Audition List ATSSB Middle School All-Region Band Auditions

Compiled by Sherry Poteet (Gilmer MS), Class C/CC Representative to the ATSSB State Board of Directors, and chair of the committee charged with the responsibility of its completion:

Diane Baker, Hardin-Jefferson HS
Danny Burns, Brownsboro HS
Melinda Elliot, Brownsboro MS

Clark Eacker, Clark MS (Princeton)
Michael Marsh, Howe MS
Alicia Tennison, Rusk MS


NOTE: NO REPEATS ARE TO BE TAKEN IN ANY EXERCISE

ATSSB MS FLUTE


July 2001

YEAR A

Selected Studies for Flute, Voxman, "C Minor" by Drouet, pg. 31.
Play m. 1 – beat one of measure 16.


 = 66-72

Rubank Advanced Method for Flute, Vol. 1, Voxman, #9, pg. 49.
Play all.


 = 104

YEAR B

Rubank Advanced Method for Flute, Vol. 1, Voxman, #20, pg. 40 – "Adagio".
Play measures 1 – 16 (top lines only).


 = 66

Rubank Advanced Method for Flute, Vol. 1, Voxman, #11, pg. 50 – "Moderato".
Play all.


 = 112

YEAR C


Rubank Advanced Method for Flute, Vol. 1, Voxman, #15, pg. 35 – "Adagio".
Play all (top lines only).

 = 72


Rubank Advanced Method for Flute, Vol. 1, Voxman, #14, pg. 34 – "Allegretto".
Play from the beginning to the fermata in m. 38.

 = 112


1. C Major Scale



2. F Major Scale




3. E \flat Major Scale



4. A \flat Major Scale



5. G Chromatic Scale




ATSSB MS OBOE

July 2001


YEAR A

Rubank Advanced Method for Oboe, Vol. 1, Voxman, #15, pg. 49 - "Leggiero".  = 88
Play all.

Rubank Advanced Method for Oboe, Vol. 1, Voxman, #2, pg. 20 - "Tempo di Menuetto".  = 120
Play from the beginning to the fermata in line 3 (top lines only).


YEAR B

Rubank Advanced Method for Oboe, Vol. 1, Voxman, #19, pg. 50.  = 88
Play all.

Rubank Advanced Method for Oboe, Vol. 1, Voxman, #17, pg. 34 - "Moderato".  = 112
Play all (top lines only).

YEAR C

Rubank Advanced Method for Oboe, Vol. 1, Voxman, #25, pg. 52.  = 88
Play all.

Rubank Advanced Method for Oboe, Vol. 1, Voxman, #20, pg. 36 - "Moderato".  = 88
Play from the beginning to beat 3 in m. 20.

1. C Major Scale




2. F Major Scale




3. Bb Major Scale



4. Eb Major Scale



5. C Chromatic Scale



ATSSB MS BASSOON

July 2001

YEAR A

Rubank Advanced Method for Bassoon, Vol. 1, Voxman, #23, pg. 50 - "Marcia". $\text{♩} = 88$
Play from the beginning through beat 3 of measure 12.

Rubank Advanced Method for Bassoon, Vol. 1, Voxman, #2, pg. 20 - "Moderato". $\text{♩} = 108-120$
Play all.

YEAR B

Rubank Advanced Method for Bassoon, Vol. 1, Voxman, #15, pg. 30 - "Moderato". $\text{♩} = 112-126$
Play from the beginning through the downbeat G in measure 16.


Rubank Advanced Method for Bassoon, Vol. 1, Voxman, #21, pg. 36 - "Lento". $\text{♩} = 66$
Play from the beginning through measure 21.

YEAR C

Rubank Advanced Method for Bassoon, Vol. 1, Voxman, #13, pg. 27 - "Allegro". $\text{♩} = 126$
Play from the beginning through measure 16.

Rubank Advanced Method for Bassoon, Vol. 1, Voxman, #3, pg. 20 - "Andante". $\text{♩} = 88$
Play all.

1. C Major Scale



2. F Major Scale




3. B♭ Major Scale



4. E♭ Major Scale



5. F Chromatic Scale



ATSSB MS B \flat CLARINET

July 2001

YEAR A

Artistic Studies from the French School, Book 1, Hite, #1, pg. 47 - "Andante cantabile". ♩ = 60-68
Play from the beginning through measure 16.

The New Imperial Method for Clarinet, Staats, #8, pp. 57-58 - "Andante con moto". ♩ = 120-132
Play from the beginning through measure 30.

YEAR B

The New Imperial Method for Clarinet, Staats, #4, pg. 18 - "Poco adagio". ♩ = 68-72
Play all.

The New Imperial Method for Clarinet, Staats, #15, pg. 47. ♩ = 72-80
Play all.

YEAR C

Rubank Advanced Method for Clarinet, Vol. 1, Voxman, #24, pg. 47 - "Adagio". ♩ = 60-72
Play all (top lines only).

Rubank Advanced Method for Clarinet, Vol. 1, Voxman, #17, pg. 54 - "Allegro con moto". ♩ = 82-96
Play from the beginning to beat 1 in m. 10.

1. G Major Scale (F Concert)



2. C Major Scale (B \flat Concert)




3. F Major Scale (E \flat Concert)



4. B \flat Major Scale (A \flat Concert)



5. G Chromatic Scale (Concert F)



ATSSB MS E_b ALTO/CONTRA CLARINET

July 2001

YEAR A

Introducing the Alto or Bass Clarinet, Voxman, #5, pg. 17 - "Allegro energico".
Play from the beginning through beat 1 of measure 16.

♪ = 96-108

Introducing the Alto or Bass Clarinet, Voxman, pg. 42 - "Pastorale".
Play from measure 3 through measure 27.

♪ = 52-60

YEAR B

Introducing the Alto or Bass Clarinet, Voxman, #3, pg. 24 - "Allegretto".
Play all.

♪ = 92-102

Introducing the Alto or Bass Clarinet, Voxman, #5, pg. 12 - "Andante".
Play all with no repeats.

♪ = 68-76

YEAR C

Advanced Studies, Weissenborn, #4, pg. 2 - "Allegro furioso".
Play from the beginning through measure 20.


♪ = 96-108

Advanced Studies, Weissenborn, #11, pg. 7 - "Andante".

♪ = 68-76

Play from the beginning through beat 3 of measure 16.

1. D Major Scale (F Concert)



2. G Major Scale (B_b Concert)




3. C Major Scale (E_b Concert)



4. F Major Scale (A_b Concert)



5. G Chromatic Scale (Concert B_b)



ATSSB MS B \flat BASS/CONTRA CLARINET

July 2001

YEAR A

Introducing the Alto or Bass Clarinet, Voxman, #5, pg. 17 - "Allegro energico".

= 96-108

Play from the beginning through beat 1 of measure 16.

Introducing the Alto or Bass Clarinet, Voxman, pg. 42 - "Pastorale".

= 52-60

Play from measure 3 through measure 27.

YEAR B

Introducing the Alto or Bass Clarinet, Voxman, #3, pg. 24 - "Allegretto".

= 92-102

Play all.

Introducing the Alto or Bass Clarinet, Voxman, #5, pg. 12 - "Andante".

= 68-76

Play all with no repeats.

YEAR C

Advanced Studies, Weissenborn, #4, pg. 2 - "Allegro furioso".

= 96-108


Play from the beginning through measure 20.

Advanced Studies, Weissenborn, #11, pg. 7 - "Andante".

= 68-76

Play from the beginning through beat 3 of measure 16.


1. G Major Scale (F Concert)




2. C Major Scale (B \flat Concert)




3. F Major Scale (E \flat Concert)



4. B \flat Major Scale (A \flat Concert)




5. G Chromatic Scale (Concert F)




ATSSB MS E_b ALTO/BARITONE SAXOPHONE


July 2001


YEAR A

Rubank Advanced Method for Saxophone, Vol. 1, Voxman, #4, pg. 22 - "Moderato".  = 84
Play from the beginning through measure 24 (top lines only).


Rubank Advanced Method for Saxophone, Vol. 1, Voxman, #19, pg. 35 - "Allegro".  = 104
Play from the beginning through measure 20 (top lines only).


YEAR B

Rubank Advanced Method for Saxophone, Vol. 1, Voxman, #17, pg. 34 - "Moderato".  = 76
Play all (top lines only).

Rubank Advanced Method for Saxophone, Vol. 1, Voxman, #9, pp. 26-27 - "Allegretto".  = 112
Play from the beginning to the fermata in line 7 (top lines only).

YEAR C

Rubank Advanced Method for Saxophone, Vol. 1, Voxman, #20, pg. 36 - "Moderato".  = 72
Play from the beginning to the half note B_b in m. 20 (top lines only).

Rubank Advanced Method for Saxophone, Vol. 1, Voxman, #23, pg. 40 - "Allegro moderato".  = 92
Play from the beginning through measure 16 (top lines only).

1. A Major Scale (C Concert)



2. D Major Scale (F Concert)




3. C Major Scale (E_b Concert)



4. F Major Scale (A_b Concert)



5. F Chromatic Scale (Concert A_b)



ATSSB MS B \flat TENOR SAXOPHONE

July 2001

YEAR A

Rubank Advanced Method for Saxophone, Vol. 1, Voxman, #4, pg. 22 - "Moderato". $\bullet = 84$
Play from the beginning through measure 24 (top lines only).

Rubank Advanced Method for Saxophone, Vol. 1, Voxman, #19, pg. 35 - "Allegro". $\bullet = 104$
Play from the beginning through measure 20 (top lines only).

YEAR B

Rubank Advanced Method for Saxophone, Vol. 1, Voxman, #17, pg. 34 - "Moderato". $\bullet = 76$
Play all (top lines only).

Rubank Advanced Method for Saxophone, Vol. 1, Voxman, #9, pp. 26-27 - "Allegretto". $\bullet = 112$
Play from the beginning to the fermata in line 7 (top lines only).

YEAR C

Rubank Advanced Method for Saxophone, Vol. 1, Voxman, #20, pg. 36 - "Moderato". $\bullet = 72$
Play from the beginning to the half note B \flat in m. 20 (top lines only).

Rubank Advanced Method for Saxophone, Vol. 1, Voxman, #23, pg. 40 - "Allegro moderato". $\bullet = 93$
Play from the beginning through measure 16 (top lines only).


1. D Major Scale (C Concert)



2. G Major Scale (F Concert)



3. F Major Scale (E \flat Concert)



4. B \flat Major Scale (A \flat Concert)



5. C Chromatic Scale (Concert B \flat)



ATSSB MS TRUMPET

July 2001

YEAR A

Rubank Advanced Method for Trumpet, Vol. 1, Voxman, #15, pg. 50.

♩ = 46-56

Play all.

Rubank Advanced Method for Trumpet, Vol. 1, Voxman, #13, pg. 28 - "Andantino grazioso".

♩ = 70-80

Play from the beginning through beat 2 in measure 15 (top lines only).

YEAR B

Second Book of Practical Studies, Getchell, #77, pg. 39 - "Grandioso".

♩ = 90-104

Play from the beginning through the first note of mea. 17.

Second Book of Practical Studies, Getchell, #97, pg. 50 - "Largo espressivo".

♩ = 80

Play from the beginning through the first note of mea. 16.

YEAR C

Studies and Melodious Etudes for Cornet, Level 2, Vincent/Ployhar.

#29, pg. 31 - "Andante". Play all.


♩ = 80-90

Studies and Melodious Etudes for Cornet, Level 2, Vincent/Ployhar.


#28, pg. 30 - "Allegretto". Play all.

♩ = 90-100

1. G Major Scale (F Concert)




2. C Major Scale (Bb Concert)




3. F Major Scale (Eb Concert)



4. Bb Major Scale (Ab Concert)



5. G Chromatic Scale (Concert F)



ATSSB MS FRENCH HORN

July 2001

YEAR A

Melodious Studies for French Horn, Miersch, #24, pg. 22 - "Moderato". ♩ = 92-108
Play from the beginning through the first note in measure 20.

Melodious Studies for French Horn, Miersch, #31, pg. 29 - "Adagio". ♩ = 44-50
Play from the beginning through breath mark in measure 16.

YEAR B

Melodious Studies for French Horn, Miersch, #28, pg. 25 - "Andantino". ♩ = 70-80
Play from the beginning through measure 24.


Melodious Studies for French Horn, Miersch, #17, pg. 15 - "Maestoso". ♩ = 90-100
Play from the beginning through measure 16.

YEAR C


Rubank Advanced Method for French Horn, Vol. 1, Voxman, #7, pg. 25 - "Andantino". ♩ = 62-68
Play all with no repeats (top lines only).

Rubank Advanced Method for French Horn, Vol. 1, Voxman, #15, pg. 52. ♩ = 76-84
Play all.

1. C Major Scale (F Concert)



2. F Major Scale (B \flat Concert)





3. B \flat Major Scale (E \flat Concert)



4. E \flat Major Scale (A \flat Concert)



5. F Chromatic Scale (Concert B \flat)




ATSSB MS TROMBONE & BARITONE BC

July 2001

YEAR A


Studies and Melodious Etudes for Trombone, Level 2, Tanner/Vincent/Ployhar.

#8, pg. 10 - "Andante". Play all.

 = 76

Studies and Melodious Etudes for Trombone, Level 2, Tanner/Vincent/Ployhar.


#21, pg. 23 - "Allegro". Play all.

 = 120

YEAR B


Studies and Melodious Etudes for Trombone, Level 2, Tanner/Vincent/Ployhar.

#29, pg. 31 - "Andante". Play all.

 = 86

Studies and Melodious Etudes for Trombone, Level 2, Tanner/Vincent/Ployhar.


#28, pg. 30 - "Allegretto". Play all.

 = 90

YEAR C


Studies and Melodious Etudes for Trombone, Level 2, Tanner/Vincent/Ployhar.

#4, pg. 6 - "Allegro". Play all.


 = 120

Studies and Melodious Etudes for Trombone, Level 2, Tanner/Vincent/Ployhar.

#5, pg. 7 - "Slowly". Play all.

 = 36-40

1. F Major Scale



2. Bb Major Scale



3. Eb Major Scale



4. Ab Major Scale



5. F Chromatic Scale



ATSSB MS BARITONE TC

July 2001

YEAR A

Studies and Melodious Etudes for Cornet, Level 2, Vincent/Ployhar.

#8, pg. 10 - "Andante". Play all.

♩ = 76

Studies and Melodious Etudes for Cornet, Level 2, Vincent/Ployhar.

#21, pg. 23 - "Allegro". Play all.

♩ = 120

YEAR B

Studies and Melodious Etudes for Cornet, Level 2, Vincent/Ployhar.

#29, pg. 31 - "Andante". Play all.

♩ = 86

Studies and Melodious Etudes for Cornet, Level 2, Vincent/Ployhar.

#28, pg. 30 - "Allegretto". Play all.

♩ = 90

YEAR C

Studies and Melodious Etudes for Cornet, Level 2, Vincent/Ployhar.

#4, pg. 6 - "Allegro". Play all.


♩ = 120

Studies and Melodious Etudes for Cornet, Level 2, Vincent/Ployhar.

#5, pg. 7 - "Slowly". Play all.

♩ = 36-40


1. G Major Scale (F Concert)




2. C Major Scale (B \flat Concert)




3. F Major Scale (E \flat Concert)



4. B \flat Major Scale (A \flat Concert)



5. G Chromatic Scale (Concert F)




ATSSB MS TUBA

July 2001

YEAR A


Studies and Melodious Etudes for Tuba, Level 2, Swanson/Vincent/Ployhar.

#8, pg. 10 - "Andante". Play all.

 = 76

Studies and Melodious Etudes for Tuba, Level 2, Tanner/Vincent/Ployhar.


#21, pg. 23 - "Allegro". Play all.

 = 120

YEAR B


Studies and Melodious Etudes for Tuba, Level 2, Tanner/Vincent/Ployhar.

#29, pg. 31 - "Andante". Play all.

 = 86

Studies and Melodious Etudes for Tuba Level 2, Tanner/Vincent/Ployhar.


#28, pg. 30 - "Allegretto". Play all.

 = 90

YEAR C


Studies and Melodious Etudes for Tuba, Level 2, Tanner/Vincent/Ployhar.

#4, pg. 6 - "Allegro". Play all.


 = 120

Studies and Melodious Etudes for Tuba, Level 2, Tanner/Vincent/Ployhar.


#5, pg. 7 - "Slowly". Play all.

 = 36-40


1. F Major Scale




2. B \flat Major Scale



3. E \flat Major Scale



4. A \flat Major Scale



5. F Chromatic Scale





ATSSB MS SEPARATE PERCUSSION



September 2005

SNARE DRUM



YEAR A

- Haskell Harr, Book 2, pg. 118 - "Downshire".  = 104-128
Play all with no repeats.
- Haskell Harr, Book 2, pg. 119 - "Col. Andrews".  = 112-136
Play all with no repeats.

YEAR B



- Haskell Harr, Book 2, pg. 117 - "Newport".  = 88-96
Play all with no repeats.
- Haskell Harr, Book 2, pg. 115 - "Sixth Infantry".  = 108-120
Play all with no repeats.

YEAR C



- Haskell Harr, Book 2, pg. 120 - "Capt. Whitings".  = 96-108
Play all with no repeats.
- Haskell Harr, Book 2, pg. 98, Ex. #1 - "Robert Allen".  = 108-120
Play all with no repeats.

MALLETS



YEAR A

- Modern School for Xylophone, Marimba, Vibraphone, Goldenberg.
#I, pg. 27 - "Scherzo". Play all.  = 60-78
- Modern School for Xylophone, Marimba, Vibraphone, Goldenberg.
#III, pg. 54 - "Moderato". Play all.  = 120-132

YEAR B



- Modern School for Xylophone, Marimba, Vibraphone, Goldenberg.
#IV, pg. 54 - "Allegro". Play all.  = 60-76
- Modern School for Xylophone, Marimba, Vibraphone, Goldenberg.
pg. 33 - "Irish Washerwoman". Play all with no repeats.  = 104-120

YEAR C



- Modern School for Xylophone, Marimba, Vibraphone, Goldenberg.
pg. 32 - "Yankee Doodle". Play all.  = 120-132
- Modern School for Xylophone, Marimba, Vibraphone, Goldenberg.
#II, pg. 34 - "Moderato". Play all.  = 96-108

TIMPANI



YEAR A

- Modern Method for Timpani, Goodman, Ex. 14, pg. 30.  = 86-98
Play all.
- Modern Method for Timpani, Goodman, Ex. 26, pg. 46 - "Allegretto".  = 92-108
Play all.

YEAR B

- Modern Method for Timpani, Goodman, Ex. 12, pg. 29.  = 92-104
Play all.
- Modern Method for Timpani, Goodman, Ex. 55, pg. 59 - "Allegro".  = 104-112
Play all.

YEAR C




- Modern Method for Timpani, Goodman, Ex. 18, pg. 35 - "Moderato".  = 80-96
Play all.
- Modern Method for Timpani, Goodman, Ex. 30, pg. 47 - "Allegretto".  = 84-112
Play all.

ATSSB MS COMBINED PERCUSSION

July 2007




YEAR A

Percussion I (Snare Drum primary instrument)

1. **Haskell Harr, Book 2 (Snare)**, pg. 125 - "The Downfall of Paris".  = 76-94
Play all with no repeats.
2. **Modern School for Xylophone, Marimba, Vibraphone, Goldenberg (Mallets)**.
#5, pg. 8. Play all.  = 112-120
3. **Modern Method for Timpani, Goodman (Timpani)**.
Ex. 7, pg. 25. Play mm. 1-14 only..  = 112-120




YEAR B

Percussion II (Mallets primary instrument)

1. **Modern School for Xylophone, Marimba, Vibraphone, Goldenberg (Mallets)**.
#1, pg. 8. Play all.  = 112-120
2. **Haskell Harr, Book 2 (Snare)**, pg. 81- "The General".
Play all with no repeats.  = 84-96
3. **Modern Method for Timpani, Goodman (Timpani)**.
Ex. 7, pg. 25. Play mm. 1-14 only.  = 112-120

YEAR C

Percussion III (Timpani primary instrument)

1. **Modern Method for Timpani, Goodman (Timpani)**.
Ex. 62, pg. 63. Play all.  = 88-104
2. **Haskell Harr, Book 2 (Snare)**, pg. 81- "The General".
Play all with no repeats.  = 84-96
3. **Modern School for Xylophone, Marimba, Vibraphone, Goldenberg (Mallets)**.
#5, pg. 8. Play all.  = 112-120

**The suggested point scale for the primary instrument is 100 points.
The other secondary instruments should receive 50 points each.**